

WT-SERIES

TURBINE METERS



THE RIGHT METER FOR

Water treatment

Municipal

Cooling water monitoring

Industrial flow control

Features

- One moving part
- Low friction jewel bearings
- Field repairable
- Choice of materials
- Variety of displays and controls
- Data logger (optional)
- Sensus smart output (optional)

This unique system of 3" to 8" turbine meters uses just one moving part, a precision helical rotor. Rotation of the rotor is electronically detected and processed. The high-quality jewel bearings and shafts minimize friction while providing long life in non-lubricating fluids. The entire rotor assembly can be easily removed for field service without removing the meter from the pipe.

WTP bodies are fabricated from Schedule 80 PVC fittings and WTS bodies from stainless steel tubing. The turbine insert on WTS meters is machined from a stainless steel casting. The WTP turbine insert is machined from a solid piece of PVC. Turbine rotors on all models are Kynar (PVDF).

WT meters can be ordered with various output options. The basic model (100) comes with pulse output only. An electronic display (Seametrics FT430/440) can be mounted on the 103 and 109 models to display flow rate and total (resettable or non-resettable), and provide a programmable pulse or 4-20 mA output. Other electronics options include a battery-powered (FT450) rate/totalizer plus pulse output for applications that lack power (107 model). All of these controls/displays can be mounted on the meter or remotely mounted on a wall or panel up to 2,000 feet away. WT-Series meters are compatible for use with other remote-mount Seametrics displays and controls as well.

Contact Your Supplier



Specifications*

		WTP			WTS			
Pipe Sizes		3", 4", 6"			3", 4", 6", 8"			
Materials	Meter Body	PVC Schedule 80 fittings			304 Stainless steel (316 SS optional)			
	Turbine Insert	PVC			CF8 cast stainless			
	Rotor	Kynar® (PVDF)			Kynar® (PVDF)			
	Shaft	Zirconia ceramic			Zirconia ceramic			
	Bearings	Sapphire journal, ruby endstone			Sapphire journal, ruby endstone			
Cable		#22 AWG, 2000' max			#22 AWG, 2000' max			
Flanges		Optional (See dimensions)			150 lb. drilling			
Maximum Pressure		150 psi @ 75° F (10 bar @ 24° C) (See chart)			200 psi (14 bar)			
Maximum Temperature		120° F (50° C) (See chart)			200° F (93° C)			
Accuracy		± 1% of full scale			± 1% of full scale			
Flow Range (GPM)		3"	4"	6"	3"	4"	6"	8"
	Minimum	3	6	12	3	6	12	30
	Minimum w/ FT display	5	8	24	6	10	27	49
	Maximum	400	600	1200	400	600	1200	3000

Kynar is a registered trademark of Arkema, Inc.

* Specifications subject to change. Please consult our web site for current data (seametrics.com).

Electronics Options Specifications*

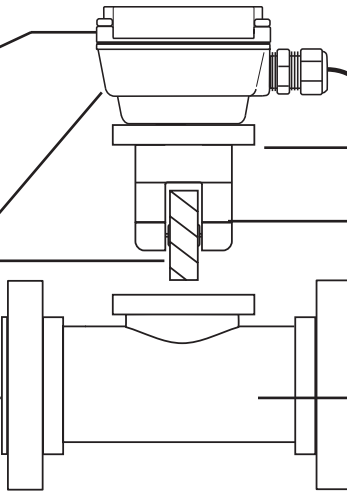
	WT100	WT103	WT107	WT109
Power	6-36 Vdc	7-30 Vdc	Battery (Lithium "C", 3.6V, replaceable)	7-30 Vdc, 4mA (4-20 mA when loop powered)
Electronic Display		FT430	FT450	FT440
Pulse Out	0-160 pulse/sec. current sinking	Pulse scaled and pulse pass through	Pulse scaled and pulse pass through	Pulse scaled
Analog Out				4-20 mA Loop
Sensus Smart Output		Optional	Optional	Optional
Rate		5-digit autorange	5-digit autorange	5-digit autorange
Total		8-digit	8-digit	8-digit
Memory		Non-volatile	Non-volatile	Non-volatile
Response Time				
High/Low Alarm		Selectable on one output	Selectable on one output	Selectable on both outputs
Environmental		NEMA 4X, IP67	NEMA 4X, IP67	NEMA 4X, IP67
Regulatory	CE Mark	CE Mark	CE Mark	CE Mark

Features

Modular electronics for a wide range of applications (available as meter or remote mount)

Rugged cast control housing
Rotor is the only moving part

150 lb. drilling flanges
(Standard on WTS,
Optional on WTP)



Cast stainless steel (WTS)
or PVC (WTP) insert removes
easily for service

Jewel bearings for long life
and low friction resulting in
lower minimum flows

Schedule 80 PVC (WTP)
or stainless steel (WTS)

Dimensions

WTP METER

Meter Size	Dim A	Dim B
3"	12"	7.5"
4"	14"	8.0"
6"	18"	9.5"

NOTE: Flange options face-to-face dimension ("A") is the same as plain ends.

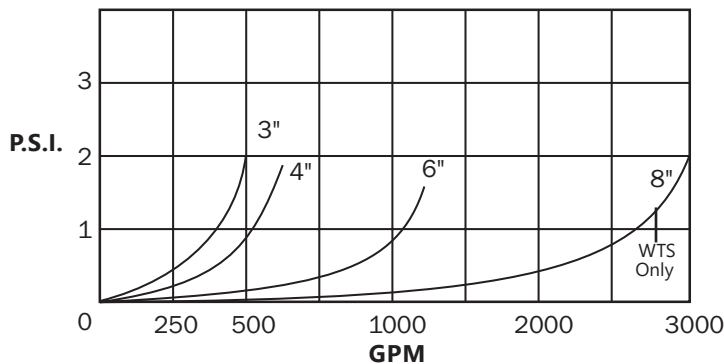
WTS METER

Meter Size	Dim A
3"	12"
4"	14"
6"	18"
8"	20"

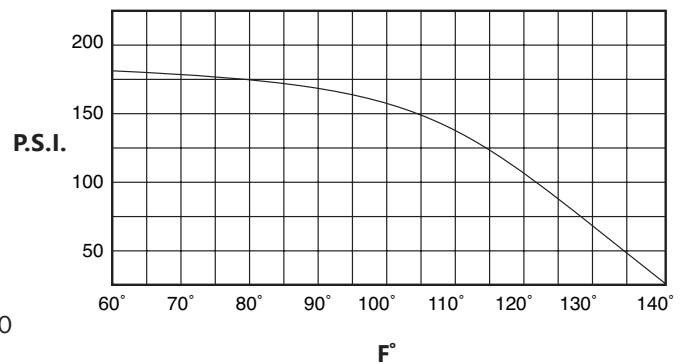
Flanges:
150 lb
drilling

Pressure and Temperature

Pressure Loss Chart (WTP & WTS)



Pressure vs. Temperature (WTP Only)



How to Order

MODEL	ELECTRONICS	SIZE	OPTIONS
PVC = WTP Stainless Steel = WTS	Pulse Output = 100 Rate+Total/Pulse Scaled/ Pulse Pass Through = 103 Battery-Powered/Pulse = 107 Rate+Total/Pulse Scaled/ 4-20mA = 109	3" = -300 4" = -400 6" = -600 8" = -800 (WTS Only)	Micropower Sensor = -04 <i>(Required for use with FT450W)</i> LMI 4-pin Connector = -06 <i>(For use with WT100 only)</i> Seametrics Control Connector = -07 <i>(For use with WT100 only)</i> 316 SS <i>(WTS only)</i> = -14 Flanged Ends <i>(WTP)</i> = -18 Tamper-evident = -32 Non-resettable total = -64 Dual Relay Output = -98 <i>(For use with WT103, 109 only)</i> Roytronics® Series A 5-pin Pump Connector = -106 <i>(For use with WT100 only)</i> Hinged Display Cover = -126 Internal Data Logger = -127 Sensus Smart Output = -150
<p>ACCESSORIES Remote Rate and Total Indicator = FT430W/440W Remote Battery-Operated Rate/Totalizer = FT450W</p>			

User is responsible for reviewing end use application with their supplier for product suitability.