

PD10

PULSE DIVIDER



APPLICATIONS

Pace electronic metering pumps

Boiler/cooling tower feed and bleed

Lower frequency output of high frequency meters

Features

- Easily adjustable rotary switches
- Mates with LMI and other common metering pumps
- Flexible relay contact output

Designed for use as a meter accessory, the **PD10 Pulse Divider** is used primarily for pacing electronic metering pumps. Any number from one to 9999 can be set on rotary switches. Each time the divider has received the set number of pulses from the meter, it puts out one pulse to stroke the pump. The PD10 is also useful in boiler and cooling tower feed and bleed operations, and for lowering frequency output of high frequency meters. Compatible with all Seametrics flow meters, the PD10 creates a programmable pulse meter with an easily adjustable pulse rate.


The PD10 is mounted by attaching it to the metering pump with the included double-backed, pressure-sensitive tape. Alternatively, the control can be wall mounted with screws using the mounting brackets that extend out either side.

Power for the PD10 can be supplied by the metering pump if the pump has a sensor power supply. This is the case with LMI externally-paced metering pumps. Some pumps require an external power supply, available from Seametrics. LMI and Seametrics connectors are available.

Contact Your Supplier



Features

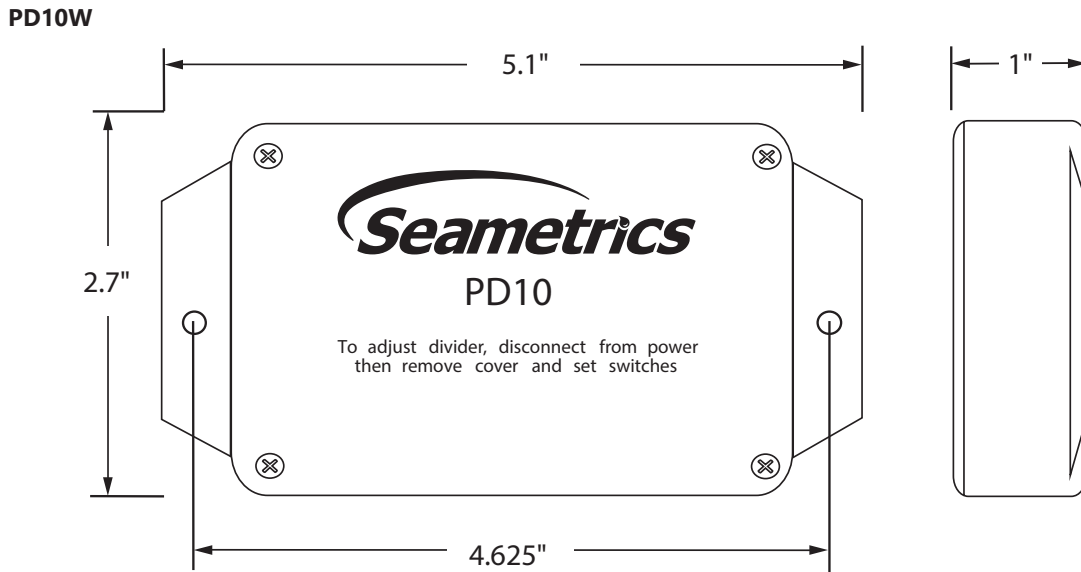


Specifications*

Enclosure	Epoxy-encapsulated ABS housing with cover
Temperature	0° to 130° F (-18° to 55° C)
Divider Range	1 to 9999
Setting Mechanism	Rotary Switches
Power	7–30 Vdc @ 4 mA
Maximum Sensor Load	20 mA
Maximum Input Frequency	350 Hz (pulses/second)
Maximum Output Frequency	8 Hz (pulses/second)
Output	Solid state relay; 0–250 V, 170 mA max AC/DC
Output Pulse Width	0.1 second
Input Connection	Seametrics connector
Output Connection	Pump connector on 24 inch lead
Environmental	NEMA 4X, IP66

* Specifications subject to change. Please consult our web site for current data (seametrics.com)

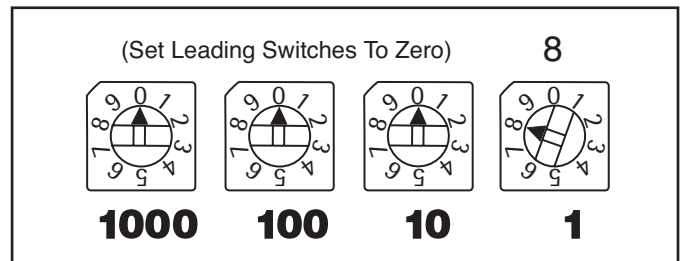
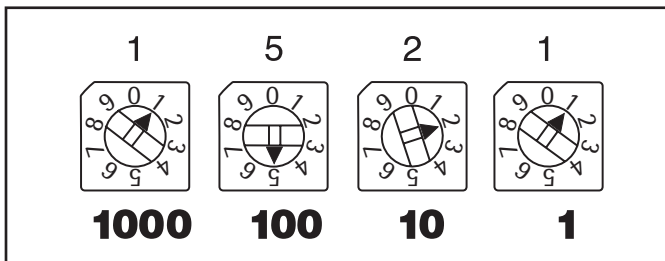
Dimensions



Rotary Switches

The PD10 allows very easy changing of pulse rates using rotary switches. The four numbered rotary switches marked "1000", "100", "10", and "1" control the ratio of meter pulses to pump strokes, simply by rotating the dials to the appropriate setting.

In the examples below, the pumps would stroke once when the meter pulses 1521 times, or 8 times, respectively.



How to Order

MODEL	MOUNTING	OPTIONS
PD10	Wall Mount = W	LMI pump connector, 5 pin = -106 LMI pump connector, 4 pin is Included

ACCESSORIES

Plug-in power converter, 100-115 Vac, 24 Vdc (powered applications only) = **PC3**
Cable, 2 connector, LMI pump, 12 feet (PD10M only) = **100039**

User is responsible for reviewing end use application with their supplier for product suitability.