

# AO55

## BLIND ANALOG TRANSMITTER



### APPLICATIONS

Telemetry/SCADA  
Distributed control systems  
Programmable controllers  
Chart recording  
Data logging

### Features

- Pulse-to-analog converter
- Current loop powered
- Smooth output signal
- Easy set-up
- Durable

The Seametrics **AO55** is a blind (non-indicating) 4-20 mA transmitter, designed for use with almost all Seametrics flow sensors. It accepts a pulse frequency input from the flow sensor, and converts this input into a continuous analog output signal. Power for the transmitter is taken from the current loop itself, so only two wires are required. The digital design makes it possible to span the unit in the field without tools. The frequency at which 20 mA is desired is entered on a set of rotary switches, and an internal microcontroller automatically scales all other values accordingly. An additional benefit of the microcontroller is its ability to average inputs, for smoothing of the output signal. The degree of averaging can be selected in the field, from 2 to 16 seconds.


For maximum environmental protection, the electronic components are encased in a special semi-flexible urethane potting material. The housing is cast from aluminum and fuse-coated. The clamshell housing is connected directly to the flow sensor or, in the wall mount version, provided with mounting feet.

The AO55 will operate on a relatively wide range of current loop voltages, 24 to 36 Vdc. Lower voltages limit the load that can be applied to the loop without distortion of the signal. (See Load/Supply chart if there is a question regarding voltage vs. load.) A built-in power regulator supplies the appropriate power to the flow sensor.

Typical applications for this transmitter are telemetry (or SCADA), distributed control systems, programmable controllers, data logging, and chart recording.



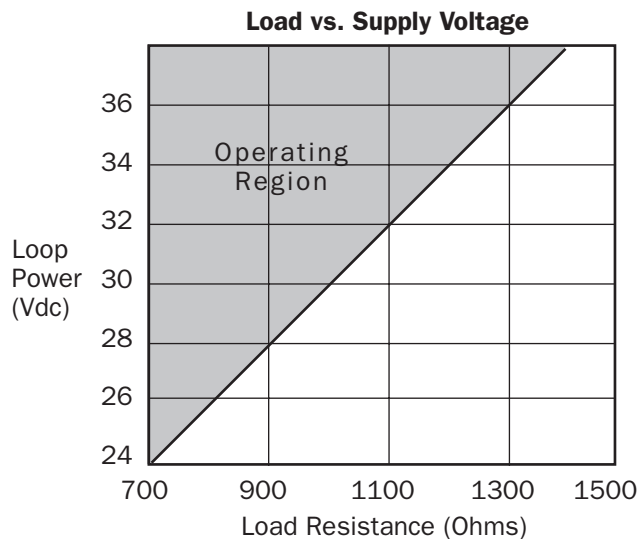
## Features



## Specifications\*

<b>Power</b>		24–36 Vdc
<b>Temperature</b>		32° to 130° F (0° to 55° C )
<b>Input</b>		Open collector solid state sensor
<b>Input Averaging</b>		2–16 seconds (switch selectable)
<b>Response Time</b>		2–60 seconds; 90% of full scale (dependent on input averaging)
<b>Frequency</b>	<b>Minimum</b>	10 Hz (@20mA)
	<b>Maximum</b>	999.9 Hz
	<b>Setting</b>	4 Rotary DIP switches
<b>Output</b>		Proportional 4-20 mA
<b>Environmental</b>		NEMA 4X, IP66

\*Specifications subject to change. Please consult our website for the most current data ([www.seametrics.com](http://www.seametrics.com)).

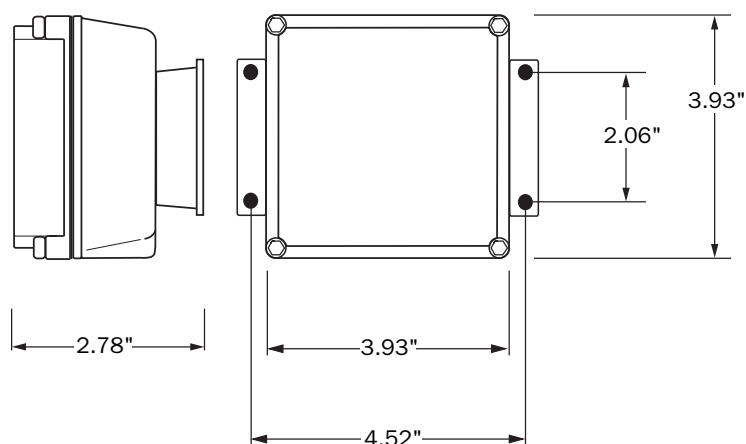


## Mounting

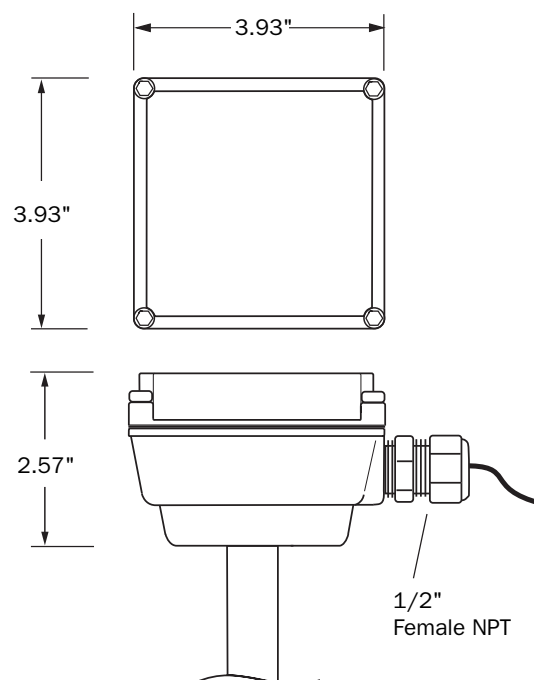
The AO55 can be ordered factory-mounted on the meter, or in a wall mount style housing. If needed, it can later be field-converted from one mounting style to the other by use of Seametrics mounting kits 102632 (for wall to meter conversion) or 102633 (for meter to wall conversion).

## Dimensions

**AO55W (Wall Mount)**



**AO55M (Meter Mount)**



**How to Order**

MODEL	MOUNTING
AO55	Wall mount = W Meter mount = See appropriate meter specification to order meter mounted units.
AO55	
<b>ACCESSORIES</b>	
Wall-to-Meter Mount conversion kit = <b>102632</b>	
Meter-to-Wall Mount conversion kit = <b>102633</b>	

*User is responsible for reviewing end use application with their supplier for product suitability.*