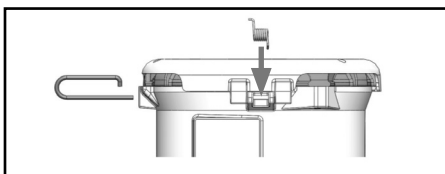
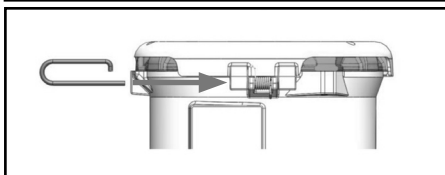


Your Hinged Cover Replacement Kit (103984) comes with the following (shown above):

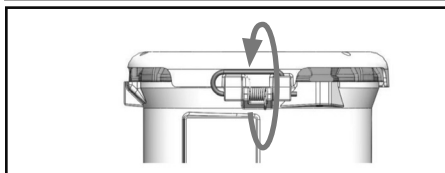
- 1) 103490-01 Cover
- 2) 104085 Clip, Hinge Cover
- 3) 103960 Spring, Torsion
- 4) 104090 Label (Placed on underside of cover)



Position Cover and Torsion Spring as shown.



Insert Hinge Clip through hinge on cover.



Slowly push Hinge Clip, with steady pressure, all the way through center of Torsion Spring and opposite side of Cover hinge. Rotate Hinge Clip up and place in Cover pocket as shown.