


Description

A “hot-tap” meter means that the device can be put into and taken it out of the pipe without shutting off pressure or getting all wet. SeaMetrics' IP and TX 115 and 215 models are hot-tap meters. The pictures below show removal and replacement in a pressurized pipe.


The process for originally cutting a hole in the pipe without leaking water is not shown. This is a little more involved, and requires a special hot-tap drill machine. In many cases, the pipe is shut down for the original installation, making this step unnecessary.



1. Loosen compression fitting




2. Retract flow meter



3. Close valve




4. Remove meter




5. Examine/service meter



6. Replace meter



7. Open valve



8. Adjust meter, tighten nut



P.O. Box 1589, Kent WA. 98035 USA
 Phone: 253-872-0284 Fax: 253-872-0285
www.seametrics.com 1-800-975-8153